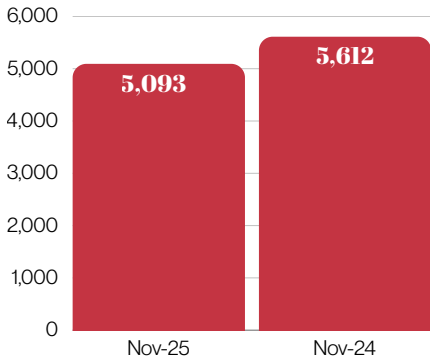


# November 2025 Stats



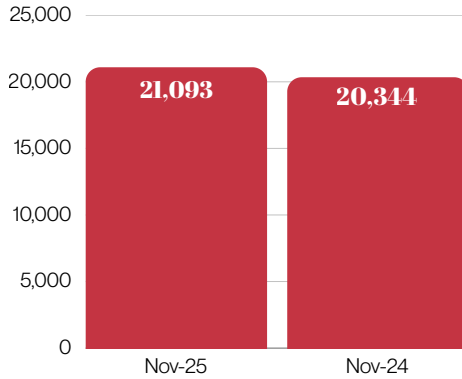
## MONTHLY HOME SALES



Nov. 2025 <b>5,093</b> HOMES SOLD	Nov. 2024 <b>5,612</b> HOMES SOLD
---	---

from last year 9.2%

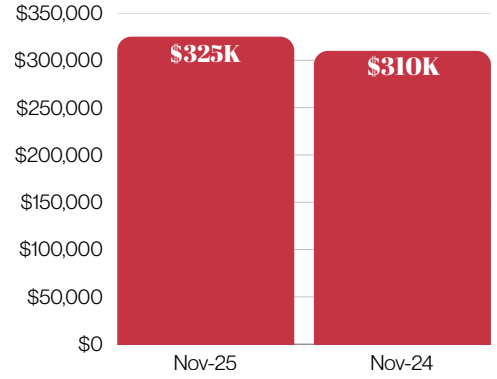
## TOTAL STATEWIDE LISTINGS



Nov. 2025 <b>21,093</b> ACTIVE LISTINGS	Nov. 2024 <b>20,344</b> ACTIVE LISTINGS
---	---

from last year 3.7%


## MEDIAN HOME PRICE



Nov. 2025 <b>\$325K</b> MEDIAN PRICE IN WI	Nov. 2024 <b>\$310K</b> MEDIAN PRICE IN WI
--	--

from last year 4.8%

## MONTHS OF INVENTORY



Nov. 2025 <b>3.7</b> MONTHS	Nov. 2024 <b>3.6</b> MONTHS
-----------------------------------	-----------------------------------

from last year 2.8%

Wisconsin REALTORS® Association November 2025 WI Real Estate Report

### NOVEMBER HOME SALES FALL AS PRICES INCREASE MODERATELY

Wisconsin existing home sales dropped 9.2% in November relative to the same month last year, marking the first monthly decline since May. On a year-to-date basis, closings were up 1.5% compared to the first 11 months of 2024.

The price appreciation picture is similar, whether on a monthly or a year-to-date basis. The median home price rose 4.8% to \$325,000 in November and increased 5.5% to \$327,000 year to date compared to the same period last year.

Total listings continued to improve, rising 3.7% relative to their November 2024 levels. This is the 26th straight month in which total listings grew on an annualized basis.

The 30-year fixed mortgage rate has fallen in each of the last five months, dropping from an average of 6.82% in June to 6.20% in November, a reduction of 62 basis points.

November home sales declined in five of the six regions of the state, with the strongest declines occurring in more heavily urbanized regions. Over the past 12 months, sales dropped 8.3% in the Northeast region, 10.0% in the South Central region, 10.9% in the Southeast region, and 16.3% in the West region. In contrast, more rural areas performed better, with sales down just 5.7% in the Central region and up 1.4% in the North region.

**The Wisconsin Housing Affordability Index rose 4.7% over the last 12 months. The index shows the share of the median-priced home that a buyer with median family income qualifies to purchase, assuming 20% down, and the remaining balance financed with a 30-year fixed mortgage at current rates. The index rose from 128 in November 2024 to 134 this past November.**